



Summary Feedback

ST1: Two Year Teaching Programme

Session 1.14 FRCR Part 1 MRI MSK Lower Limb

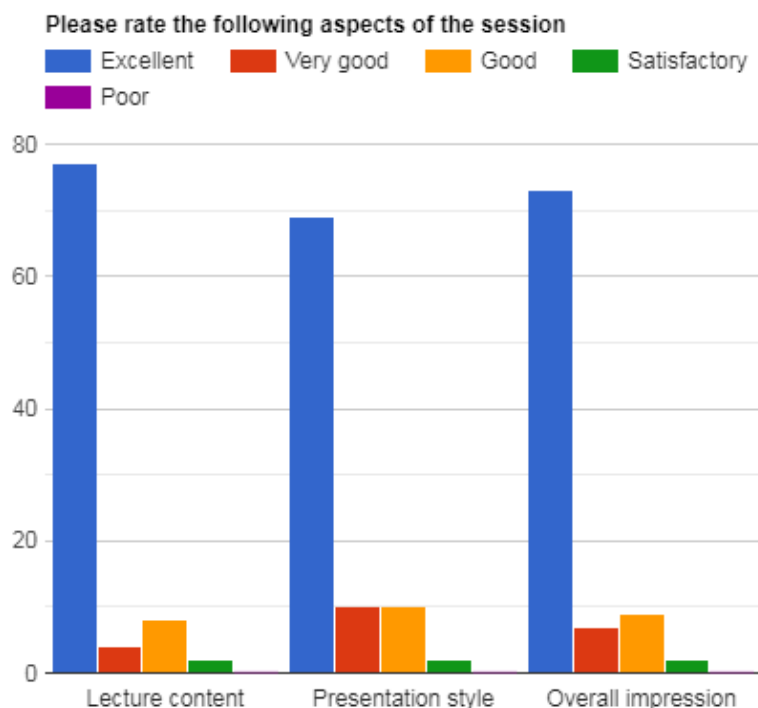
(i) Pelvis, Hip & Thigh (ii) Knee & Leg (iii) Ankle & Foot (iv) Exam Cases (4th March 2021)

Delivered By:

(Sam Fossey, David Pollock, Shane Dunnion & Sami Khan)

Summary Points:

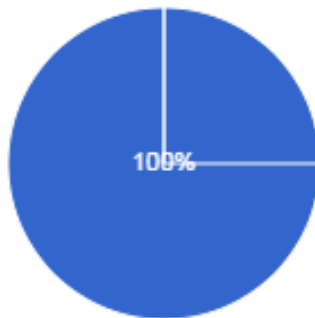
- ST1 teaching session 1.14: 3 hours teaching time
- Total Attendees: 386 from 28 Countries (Australia, Bahrain, Bangladesh, Canada, Czech Republic, Egypt, India, Iraq, Ireland, Jamaica, Kenya, Lebanon, Malaysia, Myanmar, Nigeria, Oman, Pakistan, Saudi Arabia, South Africa, Sri Lanka, Sudan, Trinidad and Tobago, Turkey, UAE, UK, Ukraine, Yemen, Zimbabwe).
- Total feedback received from 92 participants



Session 1.14: FRCR Part 1 MRI MSK Lower Limb (i) Pelvis, Hip & Thigh (ii) Knee & Leg (iii) Ankle & Foot (iv) Exam Cases

Did you find it useful
91 responses

● Yes
● No

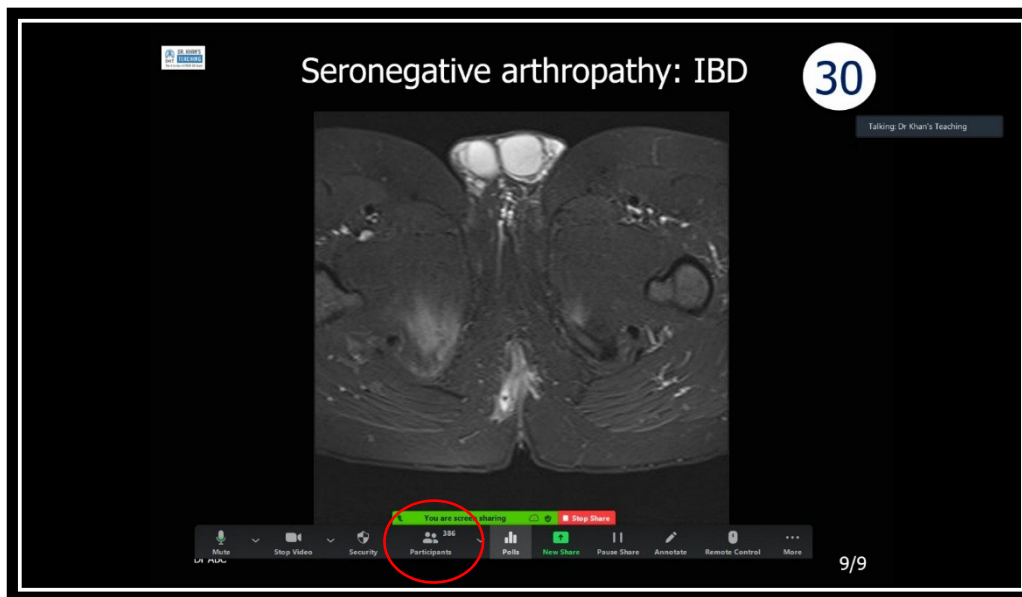


Testimonials

- "The quizzes at the end of each session were useful to consolidate the anatomy covered. Dr Shane did a brilliant job at covering the ankle and foot anatomy! All the tutors gave their tips for the FRCR part 1 which was useful. Dr Khan's viva cases were tough but brilliant learning!" (UK).
- I really enjoyed Dr Pollock's teaching on MR knee, he explained things very clearly at a good pace, with great tips for landmark identification. The pace was just right and the quiz was helpful to consolidate learning. I think it was excellent! (UK).
- Superb (UK).
- Very good (Pakistan).
- Very good teaching especially enjoyed the pathological clinical cases shown by Dr Khan (UK).
- It's best medium for preparation of FRCR (UAE).
- I likes Shane's interactive videos showing the images moving on the screen within the PowerPoint (UK).
- Shane's session was the best (UK).
- Most useful (Saudi Arabia).
- Marvellous (Yemen).
- Wonderful (Pakistan).
- Excellent session once again sir (UK).
- Thank you very much for an excellent session! (UK).
- Amazing as always, very useful session (UK).
- Really useful teaching activity (Pakistan).
- Thanks so much Dr Khan and his team (Pakistan).
- Impressive (Nigeria).
- Keep up the good work. God bless you (Pakistan).
- keep it up (Pakistan).
- Dr Sami khan sir is the best. I love to hear his teachings (India).

Session 1.14: FRCR Part 1 MRI MSK Lower Limb (i) Pelvis, Hip & Thigh (ii) Knee & Leg (iii) Ankle & Foot (iv) Exam Cases

- Very good. Liked the session format (UK).
- Great teaching (Pakistan).
- It was good session for anatomy (Bangladesh).
- Very informative (Pakistan).
- Great talks and tips for the FRCR exam (UK).
- Excellent lectures. Good explanations and illustrations to accompany. Excellent cases. Thank you! (UK).
- Being post- FRCR part 1, I found the exam cases most beneficial (UK).
- Great diagrams and tables from the registrars (UK).



=====XX=====XX=====